

RIBBLE VALLEY BOROUGH COUNCIL REPORT TO POLICY AND FINANCE COMMITTEE

Agenda Item No. 7

meeting date: 7th JUNE 2016
 title: LCC'S PROPOSED NEIGHBOURHOOD CENTRES CONSULTATION
 submitted by: DIRECTOR OF RESOURCES
 principal author: MICHELLE HAWORTH – PRINCIPAL POLICY AND PERFORMANCE OFFICER

1 PURPOSE

- 1.1 To inform members of Lancashire County Council's (LCC) consultation on proposed Neighbourhood Centres and the proposed closure of other properties along with the cessation of services.
- 1.2 Relevance to the Council's ambitions and priorities:
- Community Objectives –
 - Corporate Priorities –
 - Other Considerations -
- The closure of services provided by LCC will have an impact on communities in the borough.

2 BACKGROUND

- 2.1 LCC's property portfolio (excluding schools) is a significant asset comprising in the order of 500 operational sites. It is likely that in the coming years the ability to operate from these various sites will be severely diminished as a result of the budgetary challenges facing the County Council.
- 2.2 The County Council's Property Strategy report set out a methodology to achieve a long term reduction in the County Council's corporate property portfolio. It aims to align with the aspirations of the County's Corporate Strategy and to enable the future successful delivery of public facing services.
- 2.3 The strategy considered how this could be undertaken and recommended the transformation of certain premises into 'Neighbourhood Centres' which would provide a range of targeted front facing publicly accessed council services compared with the present approach which relies heavily on single function premises, e.g., Libraries, Children's Centres.
- 2.4 A total of 220 premises were selected from the total property holdings to be considered in the proposed review. Certain premises were out of scope as being completely unsuitable for front facing public service delivery e.g., Homes for Older People, Children's Homes, Outdoor Education Establishments, Landfill sites etc.
- 2.5 The reduction in premises from 220 is to be based upon need - assessed in a series of 34 Service Planning Areas (SPAs) across the County using the 2015 English Indices of Multiple Deprivation. Application of this approach delivers a reduction of 108 premises.
- 2.6 Approval of the proposed strategy enabled more detailed analysis to be carried out to identify the candidates for inclusion in the 'Neighbourhood Centres' portfolio and by exception, which premises would be recommended for disposal.
- 2.7 Segments of Appendix 3 to the Property Strategy are attached – which comprise a list of premises from which multi-functional Neighbourhood Centres could be selected and form the basis for service delivery in the two Service Planning Areas which cover Ribble Valley – Pendle Hill and Bowland.

3 PROPOSED NEIGHBOURHOOD CENTRES

3.1 Definition of Neighbourhood Centres:


Neighbourhood Centres
Neighbourhood Centres will generally be selected from existing local service delivery buildings. They will:
<ul style="list-style-type: none"> • Be located in areas of priority need
<ul style="list-style-type: none"> • Have extended opening hours – where required
<ul style="list-style-type: none"> • Have flexible use of space; co-location and sharing of facilities will result in the need for some changes in service delivery, as rooms become multi-purpose
<ul style="list-style-type: none"> • The delivery of a more flexible portfolio intends to create additional opportunities to rationalise the portfolio in terms of service delivery premises whilst endeavouring to maintain a County Council presence across the county, particularly in areas of need. The Corporate Strategy and the potential accompanying changes to service delivery will provide a clearer view of the requirements of the portfolio in terms of 'Neighbourhood' centres
<ul style="list-style-type: none"> • The Asset Management Service will work closely with other Commissioning services to identify service delivery requirements in individual SPAs and explore the feasibility of creating multi-use spaces.
<ul style="list-style-type: none"> • An energy efficiency performance in line with the County Council's wider aspirations.
<ul style="list-style-type: none"> • Provide suitable physical access i.e. wheelchair or pram access for customers/clients/staff with a physical impairment.

3.2 A summary of the proposals.


<u>Proposed for services to continue – Neighbourhood Centres</u>	<u>Proposed for services to discontinue</u>
Clitheroe Library	Whalley Library and Spring Wood Children's Centre
Mearley Fold Day Centre	Chatburn Library
Ribble Valley Youth Zone	Read Library
Longridge Library	Ribble Valley Day Services (Pendleton Brook)
Mellor Library	Barrowford Library
	Barrowford Children's Centre
	Wheatley Lane Library
	Willows Park Children's Centre
	Longridge Young Peoples Centre
	Slaidburn Young People's Centre
	Alston Hall



3.3 The table below identifies each of the properties in the two service planning areas and provides details regarding the proposals now being put forward for consultation.

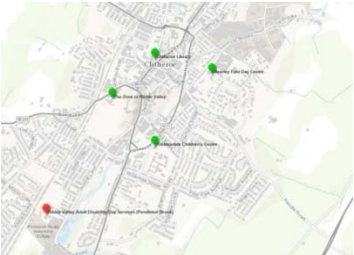
Map Symbols


 Propose to continue to deliver LCC services


 Propose to no longer deliver LCC services



Map of Area and Proposal	Property	Details	Issues														
	<p>Whalley Library and Spring Wood Children's Centre</p>	<p>Opening times</p> <table border="1"> <tr><td>Monday</td><td>9am - 5pm</td></tr> <tr><td>Tuesday</td><td>9am - 6pm</td></tr> <tr><td>Wednesday</td><td>9am - 5pm</td></tr> <tr><td>Thursday</td><td>Closed</td></tr> <tr><td>Friday</td><td>9am - 5pm</td></tr> <tr><td>Saturday</td><td>9am - 12pm</td></tr> <tr><td>Sunday</td><td>Closed</td></tr> </table> <p>Services available here</p> <ul style="list-style-type: none"> • Public computers • Local studies collection • Public WiFi • Public toilet • Scanner • Printing and photocopying • Baby changing <p>Access and parking</p> <p>There is a car park at the side of the library. Alternatively parking is available on the road outside the library.</p> <p>The entrance to the library is level access.</p>	Monday	9am - 5pm	Tuesday	9am - 6pm	Wednesday	9am - 5pm	Thursday	Closed	Friday	9am - 5pm	Saturday	9am - 12pm	Sunday	Closed	<ul style="list-style-type: none"> • Freehold • Growing community • Loss of multi-use facility including child care • Easy to access • Whalley is struggling for community space • What would the building be used for?
Monday	9am - 5pm																
Tuesday	9am - 6pm																
Wednesday	9am - 5pm																
Thursday	Closed																
Friday	9am - 5pm																
Saturday	9am - 12pm																
Sunday	Closed																

Map of Area and Proposal	Property	Details	Issues														
	<p>Chatburn Library</p>	<p>Opening times</p> <table border="1"> <tr><td>Monday</td><td>Closed</td></tr> <tr><td>Tuesday</td><td>2pm - 5pm, 5:30pm - 7pm</td></tr> <tr><td>Wednesday</td><td>Closed</td></tr> <tr><td>Thursday</td><td>2pm - 5pm, 5:30pm - 7pm</td></tr> <tr><td>Friday</td><td>Closed</td></tr> <tr><td>Saturday</td><td>10am - 1pm</td></tr> <tr><td>Sunday</td><td>Closed</td></tr> </table> <p>Services available here</p> <ul style="list-style-type: none"> • Public computers • Local studies collection • Public WiFi <p>Access and parking</p> <p>There are car parking facilities attached with 2 disabled spaces and a bicycle park. There is ramp access to the library.</p>	Monday	Closed	Tuesday	2pm - 5pm, 5:30pm - 7pm	Wednesday	Closed	Thursday	2pm - 5pm, 5:30pm - 7pm	Friday	Closed	Saturday	10am - 1pm	Sunday	Closed	<ul style="list-style-type: none"> • Currently housed in a building owned by the church and rented to LCC • An annual rent income of c£1200 for the church
Monday	Closed																
Tuesday	2pm - 5pm, 5:30pm - 7pm																
Wednesday	Closed																
Thursday	2pm - 5pm, 5:30pm - 7pm																
Friday	Closed																
Saturday	10am - 1pm																
Sunday	Closed																
	<p>Read Library</p>	<p>Opening times</p> <table border="1"> <tr><td>Monday</td><td>Closed</td></tr> <tr><td>Tuesday</td><td>2pm - 5pm, 5:30pm - 7pm</td></tr> <tr><td>Wednesday</td><td>2pm - 5pm, 5:30pm - 7pm</td></tr> <tr><td>Thursday</td><td>2pm - 5pm, 5:30pm - 7pm</td></tr> <tr><td>Friday</td><td>Closed</td></tr> <tr><td>Saturday</td><td>Closed</td></tr> <tr><td>Sunday</td><td>Closed</td></tr> </table> <p>Services available here</p> <ul style="list-style-type: none"> • Public computers • Public WiFi • Public toilet <p>Access and parking</p> <p>Parking is available on the street only.</p> <p>Access to the library is level for easy access.</p>	Monday	Closed	Tuesday	2pm - 5pm, 5:30pm - 7pm	Wednesday	2pm - 5pm, 5:30pm - 7pm	Thursday	2pm - 5pm, 5:30pm - 7pm	Friday	Closed	Saturday	Closed	Sunday	Closed	<ul style="list-style-type: none"> • Leased - who owns the building? • Does the community want to run it?
Monday	Closed																
Tuesday	2pm - 5pm, 5:30pm - 7pm																
Wednesday	2pm - 5pm, 5:30pm - 7pm																
Thursday	2pm - 5pm, 5:30pm - 7pm																
Friday	Closed																
Saturday	Closed																
Sunday	Closed																

Map of Area and Proposal	Property	Details	Issues														
	Ribble Valley Day Services (Pendleton Brook)		<ul style="list-style-type: none"> • Freehold • Loss of a disability support service 														
	Clitheroe Library	<p>Opening times</p> <p>Please note the opening hour changes:</p> <table border="1" data-bbox="757 523 1039 772"> <tr><td>Monday</td><td>9am - 5pm</td></tr> <tr><td>Tuesday</td><td>9am - 5pm</td></tr> <tr><td>Wednesday</td><td>9am - 5pm</td></tr> <tr><td>Thursday</td><td>9am - 5pm</td></tr> <tr><td>Friday</td><td>9am - 5pm</td></tr> <tr><td>Saturday</td><td>9am - 1pm</td></tr> <tr><td>Sunday</td><td>Closed</td></tr> </table> <p>Services available here</p> <ul style="list-style-type: none"> • Public computers • Local studies collection • Public WiFi • Public toilet • Scanner • Printing and photocopying <p>Access and parking</p> <p>Level access is on York street at the side of the library. On-street restricted parking (2 hours) outside library.</p>	Monday	9am - 5pm	Tuesday	9am - 5pm	Wednesday	9am - 5pm	Thursday	9am - 5pm	Friday	9am - 5pm	Saturday	9am - 1pm	Sunday	Closed	<ul style="list-style-type: none"> • Freehold • Proposed for service delivery to continue
	Monday	9am - 5pm															
	Tuesday	9am - 5pm															
Wednesday	9am - 5pm																
Thursday	9am - 5pm																
Friday	9am - 5pm																
Saturday	9am - 1pm																
Sunday	Closed																
Mearley Fold Day Centre		<ul style="list-style-type: none"> • Freehold • Proposed for service delivery to continue 															
Ribble Valley Youth Zone		<ul style="list-style-type: none"> • Run under licence • Proposed for service delivery to continue 															
	Wheatley Lane Library		<ul style="list-style-type: none"> • Closed 31st March 2016 														

Map of Area and Proposal	Property	Details	Issues
	<p>Barrowford Library</p>	<p>Opening times</p> <hr/> <p>Monday 9:30am - 12:30pm, 1:30pm - 5pm, 5:30pm - 7pm</p> <hr/> <p>Tuesday Closed</p> <hr/> <p>Wednesday 9:30am - 12:30pm, 1:30pm - 5pm, 5:30pm - 7pm</p> <hr/> <p>Thursday Closed</p> <hr/> <p>Friday 9:30am - 12:30pm, 1:30pm - 5pm</p> <hr/> <p>Saturday 9:30am - 12:00pm</p> <hr/> <p>Sunday Closed</p> <p>Services available here</p> <ul style="list-style-type: none"> • Public computers • Public WiFi • Public toilet • Printing and photocopying • Baby changing <p>Access and parking</p> <p>There is a slight ramp at the library entrance, and room for parking on the drive in front of the library.</p>	<ul style="list-style-type: none"> • Freehold
	<p>Barrowford Children's Centre</p>		<ul style="list-style-type: none"> • Part of Barrowford Primary School

Map of Area and Proposal	Property	Details	Issues														
	<p>Longridge Library</p>	<p>Opening times</p> <table border="1"> <tr><td>Monday</td><td>9:30am - 5pm</td></tr> <tr><td>Tuesday</td><td>9:30am - 7pm</td></tr> <tr><td>Wednesday</td><td>Closed</td></tr> <tr><td>Thursday</td><td>9:30am - 7pm</td></tr> <tr><td>Friday</td><td>9:30am - 5pm</td></tr> <tr><td>Saturday</td><td>9:30am - 1pm</td></tr> <tr><td>Sunday</td><td>Closed</td></tr> </table> <p>Services available here</p> <ul style="list-style-type: none"> • Public computers • Local studies collection • Public WiFi • Public toilet • Scanner • Hot drinks vending machine • Printing and photocopying • Plasma screen • Baby changing • WiFi Printing <p>Access and parking</p> <p>There is a car park at the library as well as a bicycle park.</p> <p>The library has a ramp for easy access.</p>	Monday	9:30am - 5pm	Tuesday	9:30am - 7pm	Wednesday	Closed	Thursday	9:30am - 7pm	Friday	9:30am - 5pm	Saturday	9:30am - 1pm	Sunday	Closed	<ul style="list-style-type: none"> • Freehold • Proposed for service delivery to continue
	Monday	9:30am - 5pm															
	Tuesday	9:30am - 7pm															
Wednesday	Closed																
Thursday	9:30am - 7pm																
Friday	9:30am - 5pm																
Saturday	9:30am - 1pm																
Sunday	Closed																
<p>Willows Park Children's Centre</p>		<ul style="list-style-type: none"> • Leasehold • Not aware of the full range of facilities. This is just one of many CCs that are closing 															
<p>Alston Hall</p>		<ul style="list-style-type: none"> • Closed December 2015 															

Map of Area and Proposal	Property	Details	Issues														
	Longridge Young Peoples Centre		<ul style="list-style-type: none"> • Leased • The police agree that issues around ASB have been reduced – although there are still pockets of concern. It is worrying to see the reduction in the youth engagement activities, which may only lead to more problems. • Closure of this service will once more result in young people in need of additional activities. There is already an issue around under-age drinking – this could further contribute to this issue • This isn't just an issue in the urban areas, but also in the villages – probably more-so with the withdrawal of public transport. 														
	Slaidburn Young Peoples Centre	<p>Open – Wednesday 7:00pm - 9:00pm</p>	<ul style="list-style-type: none"> • Further exacerbating the problems of rural isolation which are not confined to older people • Reduced transport further fuels the problems around isolation 														
	Mellor Library	<p>Opening times</p> <table border="1" data-bbox="770 847 1028 1086"> <tr><td>Monday</td><td>1pm - 6pm</td></tr> <tr><td>Tuesday</td><td>Closed</td></tr> <tr><td>Wednesday</td><td>1pm - 6pm</td></tr> <tr><td>Thursday</td><td>Closed</td></tr> <tr><td>Friday</td><td>Closed</td></tr> <tr><td>Saturday</td><td>10am - 1pm</td></tr> <tr><td>Sunday</td><td>Closed</td></tr> </table> <p>Services available here</p> <ul style="list-style-type: none"> • Public computers • Local studies collection • Public WiFi <p>Access and parking</p> <p>There is a small car park available at the library.</p> <p>There is a ramp entrance to the library for easy access.</p>	Monday	1pm - 6pm	Tuesday	Closed	Wednesday	1pm - 6pm	Thursday	Closed	Friday	Closed	Saturday	10am - 1pm	Sunday	Closed	<ul style="list-style-type: none"> • Freehold • Proposed for service delivery to continue
Monday	1pm - 6pm																
Tuesday	Closed																
Wednesday	1pm - 6pm																
Thursday	Closed																
Friday	Closed																
Saturday	10am - 1pm																
Sunday	Closed																

- 3.4 It would be useful to know the full extent of the services being cut, and to establish whether a lower level service in an alternative venue could be considered.
- 3.5 It would also be useful to confirm whether some of the premises are rented (in which case there may be an option for other organisations to pick up the rent) or whether there is a plan to sell the property. In some instances, would LCC be looking to save the running costs and therefore offer reduced rents to private operators? For example could a private business run the child care provision at the children's centres?
- 3.6 Where libraries are earmarked for closure, it is anticipated that LCC will provide stock and furniture to get projects going if there is community interest shown in running a library. But, would there be any provision going forward for any form of stock replenishment from LCC? This would allow the community libraries to keep a good and varied range of books. It has also been suggested that training would be provided for interested groups.

4 COMMENTS

- 4.1 LCC have started a 12 week consultation, which runs until Sunday 14 August. The details are available here - <http://www.lancashire.gov.uk/council/get-involved/consultations/changes-to-where-we-provide-services.aspx> . The County Council will also be making hard copy versions of the consultation documents available in libraries and children's centres from early June.
- 4.2 After considering feedback received during the consultation period, LCC's Cabinet is due to make a decision on a final set of proposals in September.

5 RISK ASSESSMENT

- 5.1 The approval of this report may have the following implications
- Resources – none identified.
 - Technical, Environmental and Legal – none identified.
 - Political – none identified.
 - Reputation – none identified.
 - Equality & Diversity – none identified.

6 IT IS RECOMMENDED THAT COMMITTEE

- 6.1 Consider LCC's proposals for Neighbourhood Centres, the impact of the proposed closures and cessation of services, and a response to the County Council's consultation.

Michelle Haworth
PRINCIPAL POLICY AND
PERFORMANCE OFFICER

Jane Pearson
DIRECTOR OF RESOURCES

PF36-16/MH/AC
31 May 2016

BACKGROUND PAPERS:

REF:

For further information please ask for Michelle Haworth, extension 4421