

HOW TO USE QR CODES TO CHECK INTO A VENUE

User guide



GIG
CYMRU
NHS
WALES

Profi
Olrhain
Diogelu

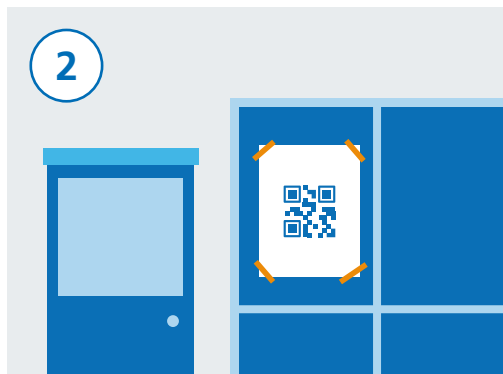
Test
Trace
Protect



Test and Trace




Download the NHS COVID-19 app from the App Store or Google Play Store.




When you visit a venue, check to see if there is a NHS COVID-19 app QR poster on display.



Open your NHS COVID-19 app and tap "Venue Check In". Now use your smartphone camera to scan the QR code on the poster.



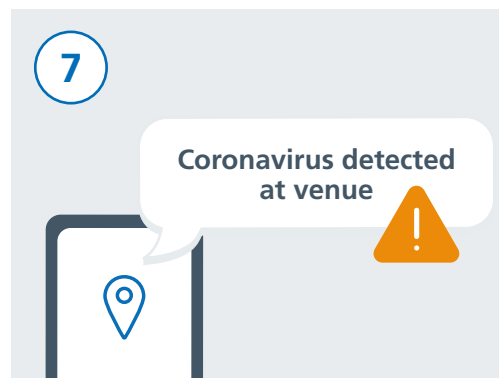
The time and date of your visit will be stored on the app. It will not be sent or shared with anyone else.



After scanning your QR code on the poster, you are now successfully checked in.



If you go to another venue, open your NHS COVID-19 app and tap "Venue Check In". Now use your smartphone camera to scan their QR poster.



You may get an alert if NHS Test and Trace identifies that you have recently visited a venue where you may have come into contact with coronavirus (COVID-19). If you are under 18, you are advised to show this alert to a trusted adult.



If you develop coronavirus (COVID-19) symptoms, make sure to record them in the NHS COVID-19 app and follow Government guidelines/advice.