

DO NOT SCALE

NOTES

GENERAL NOTES


a. THE TOPOGRAPHICAL SURVEY IS BASED ON INFORMATION PRODUCED BY POWERS & TILMAN LTD, DRAWINGS: 6886/01 SHEET 1 AND 6886/01 SHEET 2 DATED 29 FEBRUARY 2014. THE INFORMATION USED IN PREPARATION OF THIS AND ALL OTHER FORE CONSULTING DESIGN AND DRAWINGS IS NOT WARRANTED TO SHAL BE THE RESPONSIBILITY OF THE CONTRACTOR TO VERIFY ALL SURVEY INFORMATION PROVIDED AND REPORT ANY ANOMALIES TO FORE CONSULTING.

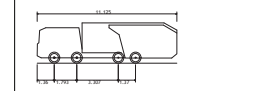
DESIGN NOTES

1. ALL DESIGN AND WORKS TO COMPLY WITH CURRENT VERSION OF THE FOLLOWING DOCUMENTS:
 - DESIGN MANUAL FOR ROADS AND BRIDGES (DMRB);
 - SPECIFICATION FOR HIGHWAY WORKS (SHW);
 - MANUAL FOR STREETS (MFS); AND
 - LANCSHIRE COUNTY COUNCIL (LCC) DESIGN GUIDE AND SPECIFICATION.

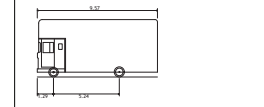
2. SWEEP PATH ANALYSIS PERFORMED USING AUTODESK VEHICLE TRACKING 2019 SOFTWARE.

KEY

— WHEEL TRACK LINES
 VEHICLE MOVEMENT ENVELOPE



Volvo 2-25W (with Volvo FM12 chassis)
 Overall Length 11.125m
 Overall Width 2.326m
 Overall Body Height 2.025m
 Min Body Ground Clearance 0.101m
 Track Width 2.500m
 Lock to lock time 4.00s
 Kerb to Kerb Turning Radius 9.250m



DB32 Pantechnicon
 Overall Length 9.570m
 Overall Width 2.520m
 Overall Body Height 4.571m
 Min Body Ground Clearance 0.383m
 Max Track Width 2.300m
 Lock to lock time 6.00s
 Kerb to Kerb Turning Radius 10.450m

| REV | DESCRIPTION | DATE | BY |
|-----|-------------|------|----|
| | | | |

Client:
HALLAM LAND MANAGEMENT

Project:
**PROPOSED RESIDENTIAL ACCESS,
 LONGSIGHT ROAD,
 LANGHO**

Drawing Title:
SWEEP PATH ANALYSIS

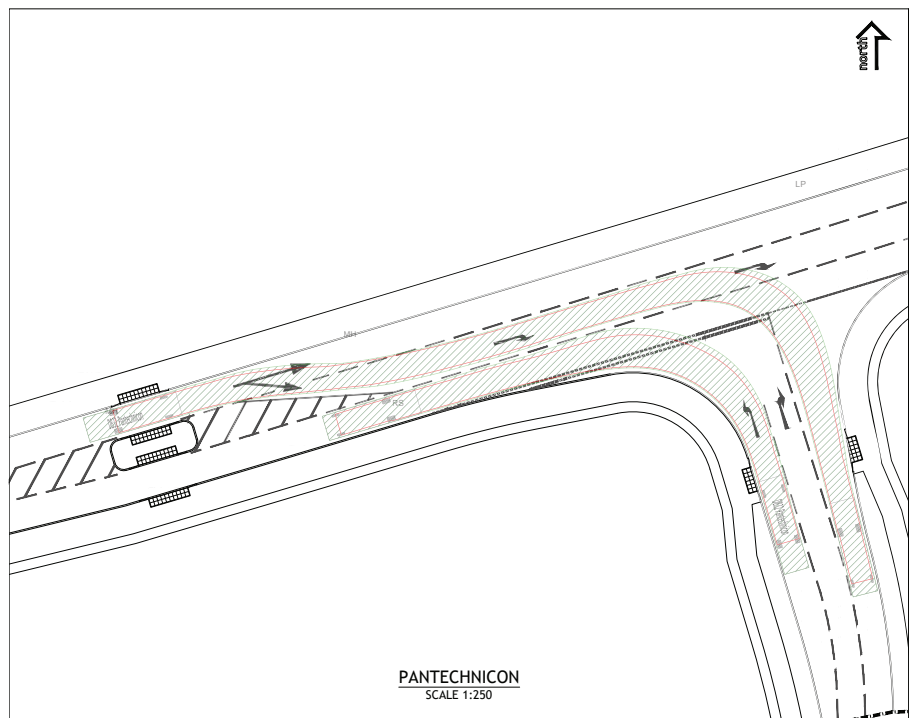
PRELIMINARY

Hydrock Fore, now Stantec
 Riverside West, Whitehall Road
 Leeds
 LS1 4AW
 0113 561 1700
 www.hydrock.com

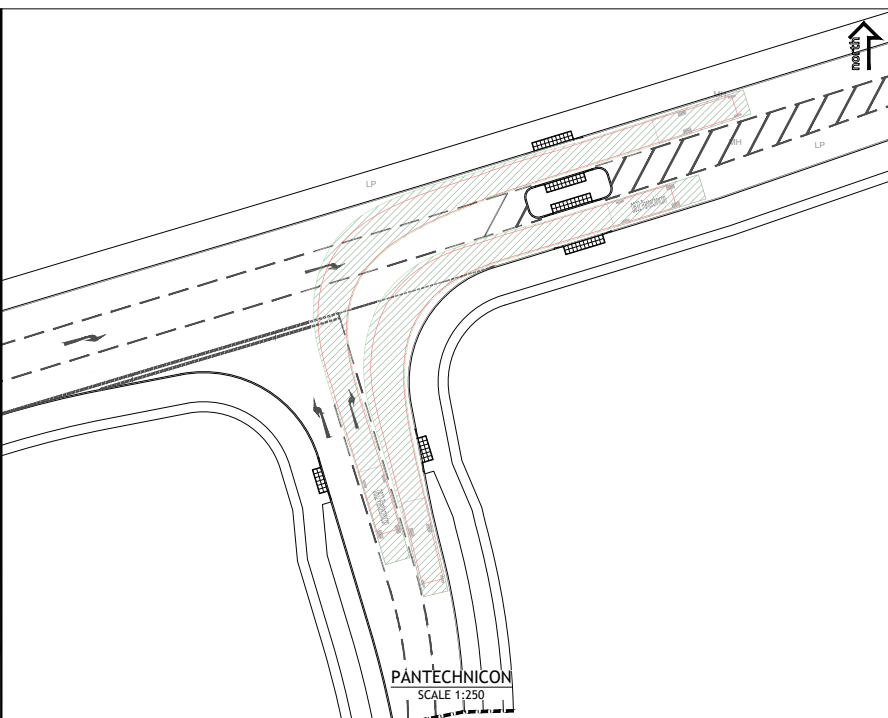


| Drawn By | Checked By | Issue Date | Scale | Sheet |
|----------|------------|------------|-------|-------|
| ML | AS | 14.02.2025 | 1:500 | A1 |

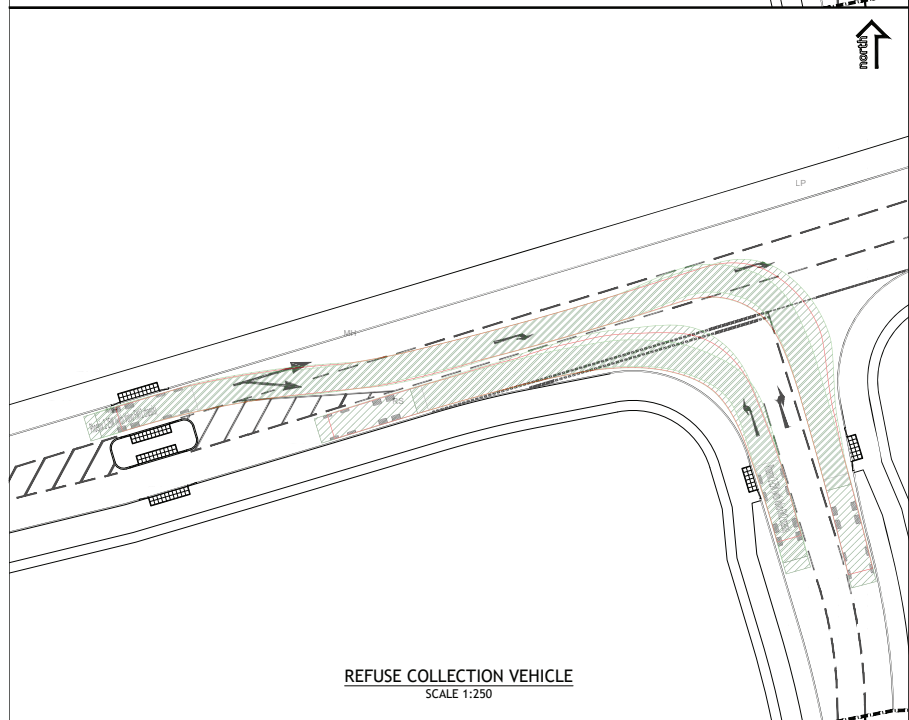
4094 100-P-003



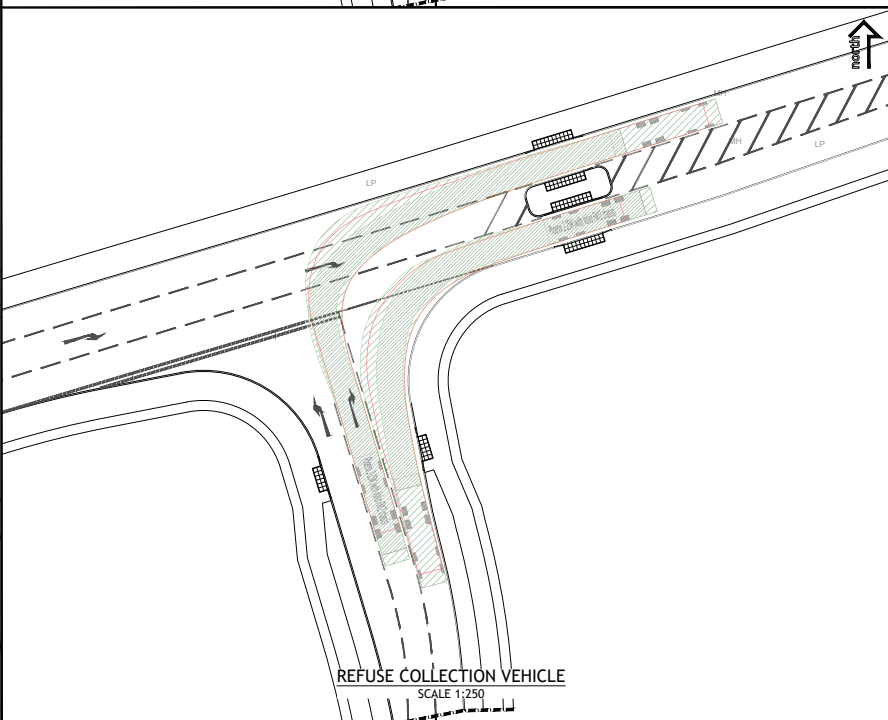
PANTECHNICON
 SCALE 1:250



PANTECHNICON
 SCALE 1:250



REFUSE COLLECTION VEHICLE
 SCALE 1:250



REFUSE COLLECTION VEHICLE
 SCALE 1:250