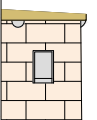
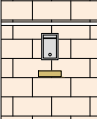
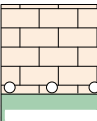
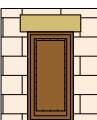
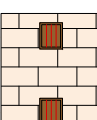
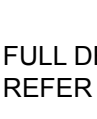

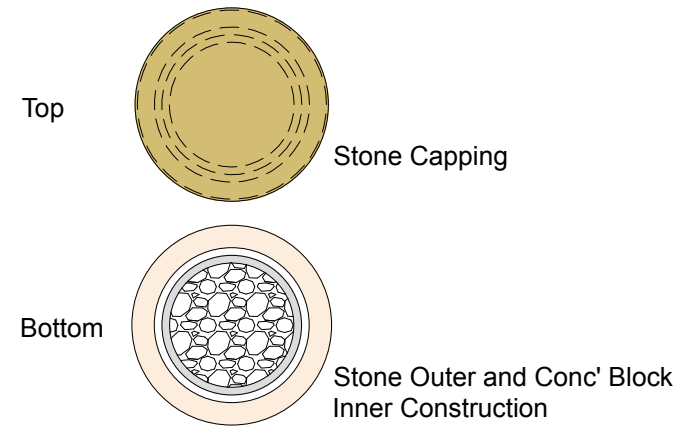


-  Swallow Boxes
-  Bat Boxes
-  Bird Boxes
-  Stone perch
-  Pipe Access Points for Terrestrial Animals from Brook Edge
-  Ground Level Access Door (Steel)
-  Small high level Activity Monitoring hatches (Steel)




FULL DETAILS SUBJECT TO FINAL DESIGN INPUT FROM JCA Arboricultural and Ecological Consultants
REFER TO SITE LAYOUT FOR LOCATION AND ORIENTATION

Watt Street / Whalley Road, Sabden

PLANNING
SUBMISSION



Barn Meadow House
Southfield Fold Farm
Southfield
Burnley
Lancashire
BB10 3RH
Tel : 01282 601157
Mbl : 07976 762876



Client	SKIPTON PROPERTIES LTD		
Project	Watt St / Whalley Road, Sabden		
Drawing Title	PROPOSED REPLACEMENT CHIMNEY STRUCTURE AND ECOLOGY MITIGATION TOWER		
Drawing No.	1582SPL/VMS-NC01		
Revision	A	Drawn D.G.Lever Scale 1:100 @ A3 Drawn 29th Jan 2018	Checked Approved
E-mail	darren.dgl@gmail.com		A3